
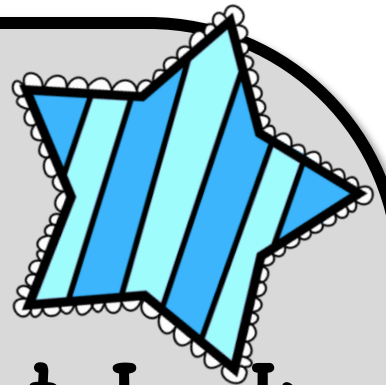


# Alaska

## Lapbook/ Interactive Notebook



# Alaska



## Lapbook/Interactive Notebook

Your students will enjoy creating these fun, interactive State Interactive Notebooks!

These lapbooks can be used in multiple ways. Your students can enjoy all making the same state lap book or they can create different state's lap books and share them with their classmates!

This lap book is not only fun but also very systematic. This approach to learning helps your child retain the information they learn.

You can use these as extra credit or as a class project.


Remember to CUT on the solid lines and FOLD on the dotted! There are MORE pieces than pictured. You can switch some out or add more to the back of your folder.

Have fun learning all about the states!

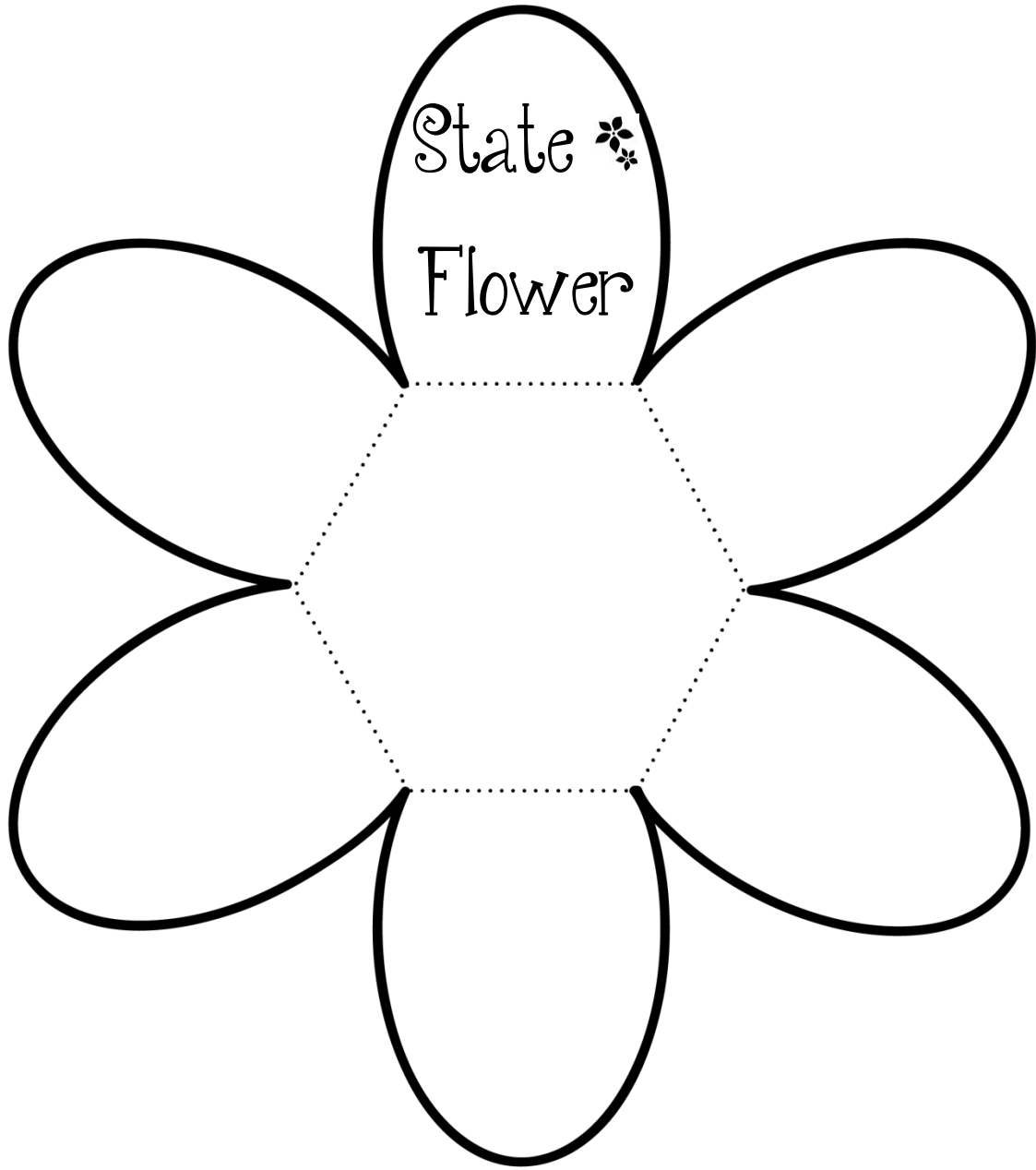


All

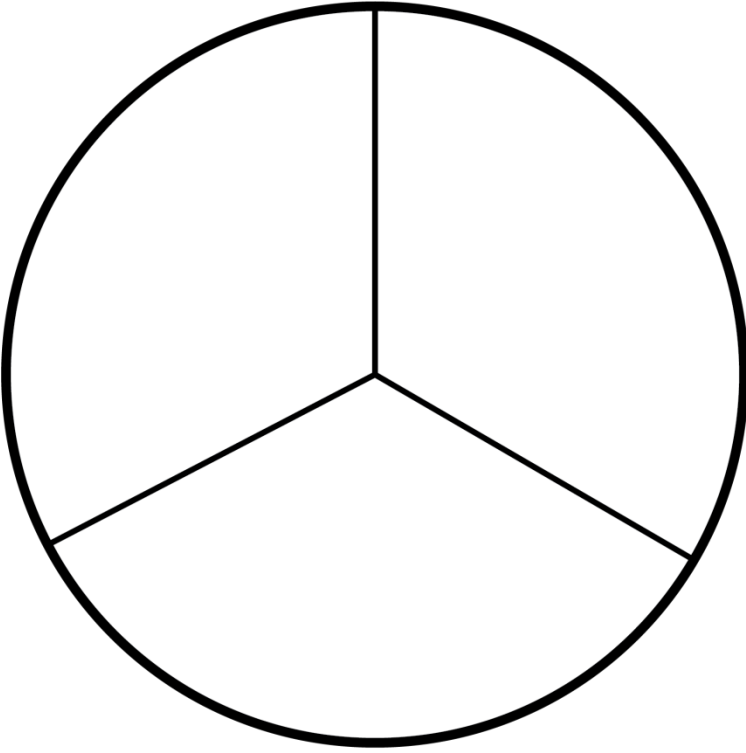
About



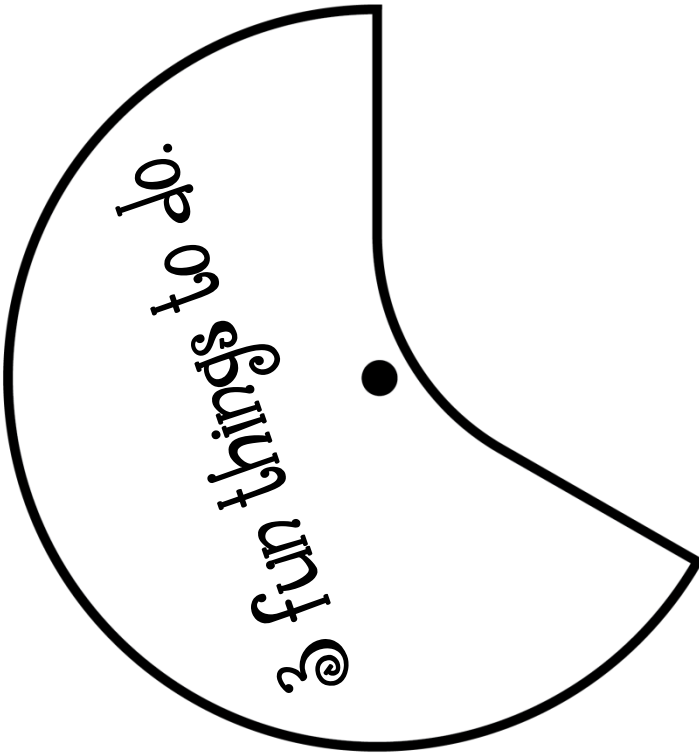
Alaska




**Draw a picture of the state flower and label it below the picture**



Write 3 fun activities that you can go see or do in your state.





Cut on the solid lines and fold on the dotted. Draw the state flag inside the foldable.

Cut on the solid lines and fold on the dotted. Write the correct information inside each flap.

“ \_\_\_\_\_ ”

State Nickname



State Bird



State Tree



State Song

Cut on the solid lines and fold on the dotted. Pick 3 famous people from your state. Write their name and write about how they are connected to your state.

Famous people from  
our state



---

---

---

Fact:

---

Name:

---



.....

Name: \_\_\_\_\_

Fact: \_\_\_\_\_

\_\_\_\_\_

\_\_\_\_\_

.....

Name: \_\_\_\_\_

Fact: \_\_\_\_\_

\_\_\_\_\_

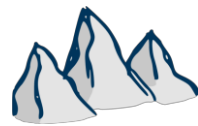
\_\_\_\_\_

Cut on the solid lines and fold on the dotted.


Write what the highest and lowest points in your state are.



Lowest Point



Highest Point

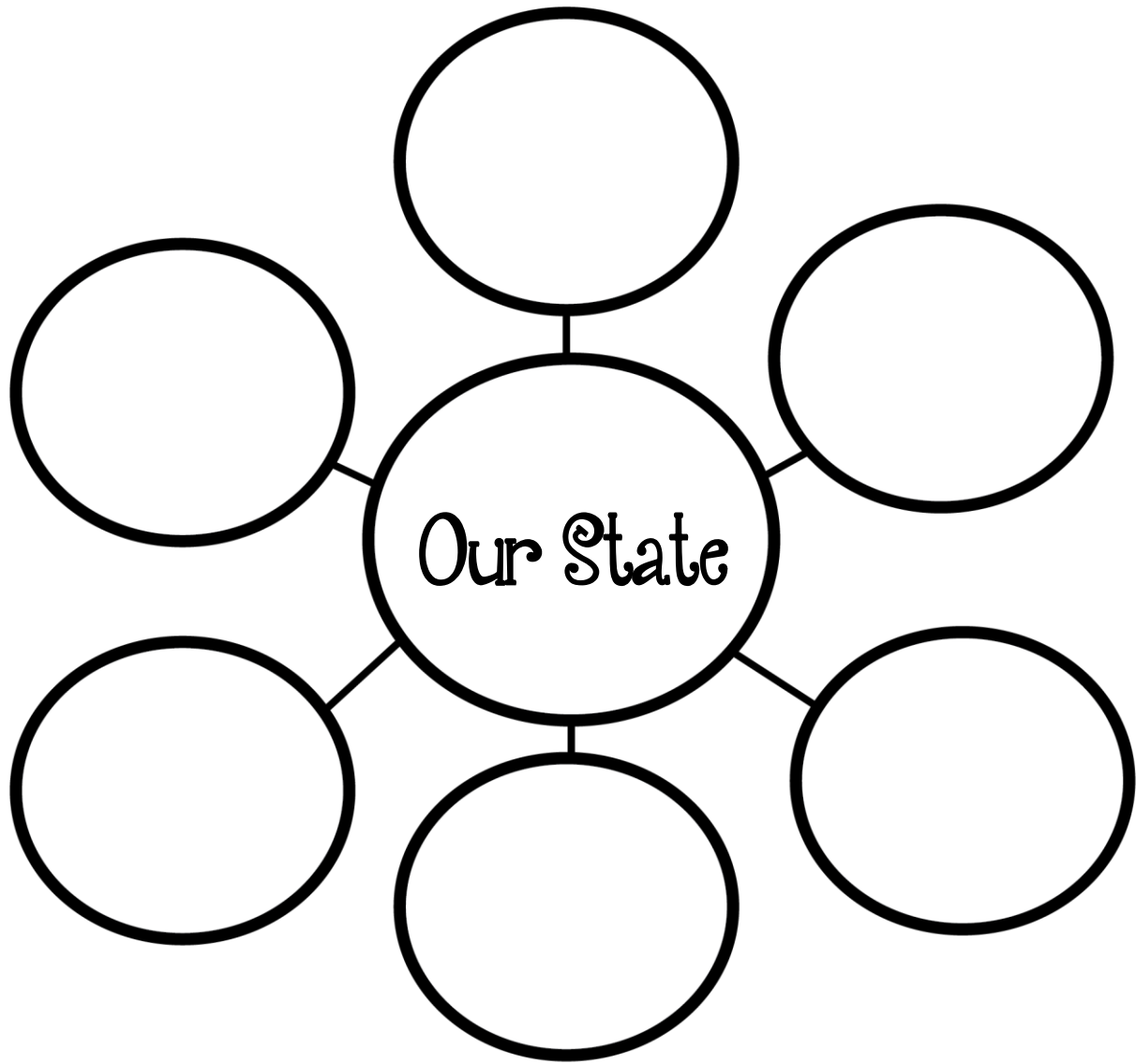


Cut on the solid lines and fold on the dotted. Write the name of the State Capital and Largest City under the correct flap.


Write 6 words that describe your state.



Snap Shot of our State




Cut on the solid lines and fold on the dotted. Draw or cut out and glue a picture or your state seal.



Cut on the solid lines and fold on the dotted. Write 3 fun facts about your state.

# Fun Facts



Did you know...

\_\_\_\_\_

\_\_\_\_\_

\_\_\_\_\_

\_\_\_\_\_

Did you know...

\_\_\_\_\_

\_\_\_\_\_

\_\_\_\_\_

\_\_\_\_\_



Did you know...

\_\_\_\_\_

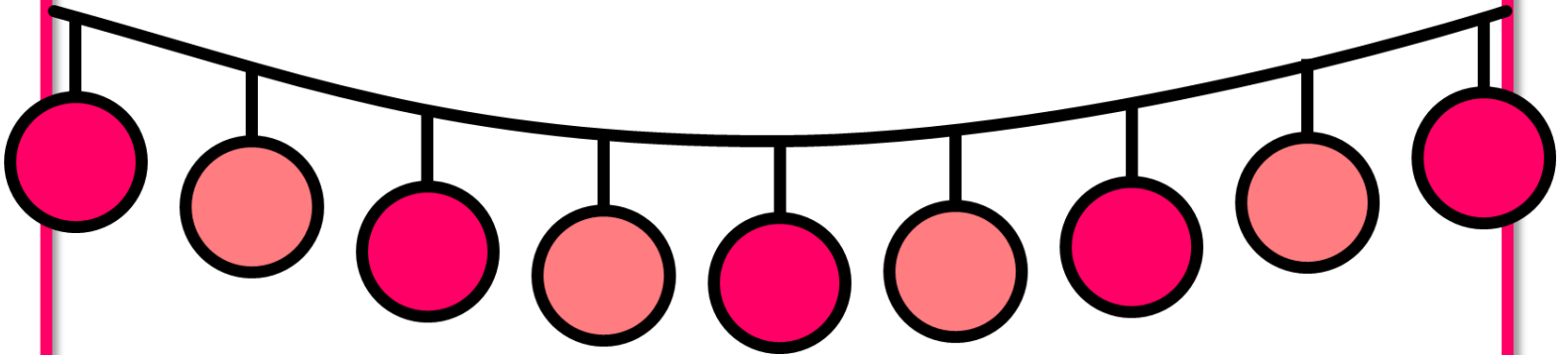
\_\_\_\_\_

\_\_\_\_\_

\_\_\_\_\_

Come and Visit our TPT Store:

<http://www.teacherspayteachers.com/Store/Teaching-With-Faith-And-Joy>



Clipart Credit:

